

**RAMAKRISHNA**

**MATH**

**DHANTOLI, NAGPUR**

**BALANCE SHEET**

**FOREIGN CONTRIBUTION**

*FINANCIAL YEAR -*

*2020 - 2021*

CHARTERED ACCOUNTANTS  
Gr. Floor, Karmayog Apartments,  
4, Balraj Marg, Dhantoli, Nagpur - 440012

### Certificate to be given by Chartered Accountant

I/We have audited the account of Ramakrishna Math, Ramakrishna Ashrama Marg, Dhantoli, Nagpur, Dist Nagpur, Maharashtra-440012 (name of Trust and its full address including State, District and Pin Code, if registered trust, its registration number and State of registration) for the year ending the 31st March 2021 and examined all relevant books and vouchers and certify that according to the audited account:

- (i) the brought forward foreign contribution at the beginning of the year was **Rs. 4458354.00**;
- (ii) foreign contribution of/worth Rs.4,10,642.00 was received by the Trust during the year 2020-21;
- (iii) interest accrued on foreign contribution and other income derived from foreign contribution or interest thereon of/worth Rs.3,58,165.00 was received by the Trust during the financial year 2020-21;
- (iv) the balance of unutilised foreign contribution with the Trust at the end of the year 2020-21 was Rs. 46,96,427.00;
- (v) Certified that the Trust has maintained the accounts of foreign contribution and records relating thereto in the manner specified in section 19 of the Foreign Contribution (Regulation) Act, 2010 (42 of 2010) read with rule 17 of the Foreign Contribution (Regulation) Rules, 2011.
- (vi) The information in this certificate and in the enclosed Balance Sheet and statement of Receipt and Payment is correct as checked by me/us.
- (vii) The Trust has utilized the foreign contribution received for the purpose(s) it is registered/ granted prior permission under Foreign Contribution (Regulation) Act, 2010

Place: Nagpur  
Date: 26.06.2021  
UDIN : 21033751AAAAAJ9565

**For RISBUD & CO.**  
CHARTERED ACCOUNTANTS



(CA P. R. RISBUD)  
Memb. No. 033751  
FRN : 108840W

## RAMAKRISHNA MATH, NAGPUR



### FOREIGN CONTRIBUTION FOR THE FINANCIAL YEAR 2020-21


FC Registration No. (valid) 083870068  
 Designated Bank A/C No. 40101328870  
 Name & Address of the Bank State Bank of India, 11. Sansad Marg Branch, New  
Delhi - 110001  
 Date of submission of online return 26.06.2021

#### Summary of transactions during the year 2020-21 as filed in FC-4 return


<b>Opening Balance</b>		44,58,354
<b>Receipts:</b>		
a) Interest	3,58,165	
b) Other receipts from projects/activities (Other Income)	-	
c) FC received from foreign source	4,10,642	
d) FC received from local source	-	7,68,807
<b>Utilized:</b>		
a) Admin. Expenses (Rule 5)	-	
b) Purchase of fresh assets	-	
c) FC transferred to other associations	-	
d) Balance Utilization (Other Expenses)	5,30,734	5,30,734
<b>Closing Balance</b>		46,96,427

**Statement Disclosing incorporation of Receipts & Utilisation of Foreign Contribution as filed in FC-4 Return in Consolidated Annual Accounts as at 31.03.2021**

Particulars	Amount Rs.	Figures as per FC-4 Return Rs.
<b>OPENING BALANCE</b>		
Endowment & Permanent Fund Investments	43,00,000	
Land & Building Fund Investments	-	
Movable Properties Fund Investments	-	
Development Fund Investments	-	
Other Investment	-	
Cash in Hand	-	
Balances with Banks	1,58,354	
Others (Schedule enclosed)		44,58,354
<b>RECEIPT (as First &amp; Second Recipient)</b>		
Donations	4,10,642	
Donations in kind	-	
Grants	-	
Interest Received on :		
Government Securities	-	
Bonds	2,40,000	
Bank/Post Office Deposits	1,04,000	
Other Investments	14,165	
Other Income	-	
Revenue Receipts from :		
Headquarters	-	
Branches	-	
Receipts against earlier Years' Deficit	-	



Particulars	Amount Rs.	Figures as per FC-4 Return Rs.
WDV of Assets sold:		
Land & Buildings		
Movable Properties		
Land & Building Fund : Donations / Grants / Gifts	-	
Movable Properties Fund : Donations / Grants / Gifts	-	
Endowment & Permanent Fund Don.	-	
Development Fund: Donations / Grants / Gifts	-	
Capital Receipts from :		
Headquarters		
Branches		
Sundry Deposits		
Loans & Advances		
Sundry Creditors		
Sundry Debtors		
Others		7,68,807
<b>UTILISATION</b>		
Establishment Expenses (Salary, Electricity, Water, etc.)	-	
Educational Expenses :		
Scholarship, Stipends & Aids	-	
Sports, Prizes, Excursions etc.	-	
Library Expenses	-	
Training Programmes	-	
Examination & Laboratory Expenses	-	
Others	1,699	
Cultural expenses	36,092	
Medical expenses :		
Hospitals & Dispensaries	-	
Mobile Medical Units & Camps	2,32,427	
Others	-	
Primary Relief / Rehab. Expenses	-	
Welfare Work (incl. Pecuniary Help)	-	
Project exp. etc. (Community Welfare)	-	
Publication of Religious Books	-	
Expenses on Trainees' Products	-	
Exp. on Dairy, Poultry, Fishery, Etc.	-	
Agricultural expenses	-	
Exp. on Souvenir, Charity show etc.	-	
Puja & Celebrations	-	
Boarding Expenses : Food & Fuel etc.	2,60,000	
Repairs, Renewals & Maintenance :		
Maintenance of Land & Buildings	-	
Fuel & Repairs of Motor Vehicles	-	
Generators	-	
Computers/Software/Website	-	
Petty Equipments/Utensils	-	
General Repairs, Replacements	-	
Printing & Stationery	-	
Postage & Telephone	-	
Travelling & Transit	-	
Audit Fees & Expenses	-	
Miscellaneous Expenses :		
Rent / Municipal Taxes	-	
Insurance Charges	-	
Legal Expenses	-	
Others (Specify)	516	
Revenue Payments to : Headquarters/Branches	-	



Particulars	Amount Rs.	Figures as per FC-4 Return Rs.
Land (Purchase/Gift)	-	
Building (Construction/Gift)	-	
Boundary wall	-	
Electrical Installation	-	
Tube-well/Water System	-	
Furniture, Equipment	-	
Office Machinery	-	
Computers	-	
Electrical Equipment/Generators	-	
X-ray Plant, Accessories	-	
Medical Equipment, Instrument	-	
Utensils	-	
Bicycles/Cycle-rickshaws	-	
Motor Cars, Jeeps, etc.	-	
Buses, Lorries, etc.	-	
Library Books	-	
Capital Payments to :		
Headquarters		
Branches		
Donations to other trust / organisation	-	
Purchase of Sundry Material		
Sundry Deposits		
Loans & Advances		
Sundry Debtors		
Sundry Creditors		
Others		
<b>CLOSING BALANCE</b>		5,30,734
Endowment & Permanent Fund Investments	43,00,000	
Land & Building Fund Investments	-	
Movable Properties Fund Investments	-	
Development Fund Investments	-	
Other Investment	-	
Cash in Hand	-	
Balances with Banks	-	
Others (Schedule enclosed)	3,96,427	
		46,96,427

This is to certify that all Receipts & Utilization shown in the FC-4 return for the year ended 31.03.2021 have been duly incorporated under the heads of accounts as mentioned above in the consolidated annual accounts i.e., Balance Sheet and Income & Expenditure Statement as at 31.03.2021 of Ramkrishna Math, Nagpur as reported in our Audit Report dated 26.06.2021

**For RISBUD & CO.**  
CHARTERED ACCOUNTANTS.

Date: 26.06.2021  
Place: Nagpur

*OR*  
(CA P. R. RISBUD)  
Memb. No. 033751  
FRN : 108840W

Auditors

(Signature with seal & Membership Number)

**For Ramkrishna Math**

*Dr.rahmes thanand*  
Adhyaksha

Adhyaksha



**RAMAKRISHNA MATH, NAGPUR**  
**FOREIGN CONTRIBUTIONS**

*Balance Sheet as at 31st March 2021*

Previous Year Rs.	FUNDS & LIABILITIES	Amount Rs.	Previous Year Rs.	PROPERTIES & ASSETS	Amount Rs.
	Capital Funds :		54,92,978	Land & Buildings	52,18,329
54,92,978	Land & Building Fund	52,18,329	-	Construction Work-in-Progress	-
6,55,239	Movable Properties Fund	5,27,022	6,55,239	Movable Properties	5,27,022
43,00,000	Endowment & Permanent Fund	43,00,000		Investments :	
-	Development Fund	-	43,00,000	Endowment & Permanent Fund Investments	43,00,000
	Reserves :			Land & Building Fund Investments	-
	General Funds -			Movable Properties Fund Investments	-
28,019	Educational & Cultural	1,12,019		Development Fund Investments	-
97,420	Medical	2,53,708		Other Investment	-
-	Rural Development	-		Loans & Advances	
32,915	General	30,700		Sundry Debtors	
-	Other Fund	-		Sundry Amount Receivable :	
-	Relief Fund	-		Unadjusted Items	
	Loans & Advances			Others	
	Sundry Creditors			Sundry Deposits	
	Sundry Amounts Payable :			Stock of Sundry Materials	
	Outstanding Expenses			Closing Stock (As per I/E A/c)	-
	Unadjusted Items			Cash in Hand	
	Others		1,58,354	Balances with Banks	3,96,427
				General Fund (Debit Balance) :	
				Educational & Cultural	-
				Medical	-
				Rural Development	-
				General	-
1,06,06,571	<b>TOTAL</b>	<b>1,04,41,778</b>	1,06,06,571	<b>TOTAL</b>	<b>1,04,41,778</b>

THIS IS THE BALANCE SHEET IN TERMS OF OUR REPORT OF EVEN DATE **For RISBUD & CO.** Note : Figures to be furnished rounded off to the nearest rupee.

**For RISBUD & CO.**  
CHARTERED ACCOUNTANTS.

Place : Nagpur  
Date : 26.06.2021

For Ramkrishna Math  
*Ramkrishna Math*  
Adhyaksha

(CA P. R. RISBUD)  
Auditors  
Memb. No. 033751  
FRN : 108840W



RAMAKRISHNA MATH, NAGPUR


FOREIGN CONTRIBUTIONS

Income & Expenditure Account for the year ended 31st March 2021

E X P E N D I T U R E

I N C O M E

Previous Year Total	Particulars	Educational, Medical, Rural & Gen. Services Rs.	Previous Year Total	Particulars	Educational, Medical, Rural & Gen. Services Rs.
5,040	Establishment Expenses		6,93,123	Donation -- Cash	4,10,642
	Educational Expenses :			Donation -- Kind	
	Scholarships/Stipends/Aids			Grants	
	Sports/Prizes/Excursions etc..			Interest on :	
	Library Expenses			Govt. Securities	
	Training Programmes		2,40,000	Bonds	2,40,000
	Examination & Laboratory Exp		1,10,702	Bank/P.O. Deposits	1,04,000
3,23,866	Others ( Schedule Enclosed )	1,699	20,468	Other Deposits	14,165
	Cultural expenses	36,092		Other Income (Schedule Enclosed)	
	Medical Expenses :			Receipts from :	
9,55,907	Hospitals/Dispensaries		1,14,464	Headquarters ( Schedule Enclosed )	
7,70,280	Mobile Units, Medical Camps	2,32,427		Branches ( Schedule Enclosed )	
	Others ( Schedule Enclosed )				
	Relief & Welfare Expenses :				
	Primary Relief				
	Rehabilitation				
	Welfare Work				
	Project Exp. etc.(Community Welfare)				
	Publication / Distbn. of Religious Books				
	Expenses on Trainees' Products				
	Exp. on Dairy, Poultry & Fishery				
	Agricultural Expenses				
	Souvenir/Charity Show Exp.				
	Puja & Celebrations				
3,20,036	Boarding Expenses	2,60,000			
	Repairs, Renewals & Maintenance :				
	Land & Buildings incl. Garden				
	Motor Vehicles				
	Generators				
	Computers/Software/Website				
	Petty Equipment / Utensils				
19,456	General Repair & Replacements				
7,000	Printing & Stationery				
	Postage & Telephones				
	Travelling & Transit				
	Audit Fees & Expenses				
	Miscellaneous Expenses :				
	Rent & Municipal Taxes				
	Insurance Charges				
	Legal Expense				
1,369	Others ( Schedule Enclosed )	516			
	Payment to :				
	Headquarters ( Schedule Enclosed )				
	Branches ( Schedule Enclosed )				
24,02,954	<b>TOTAL C/O (Rs.)</b>	5,30,734	11,78,757	<b>TOTAL C/O (Rs.)</b>	7,68,807





RAMAKRISHNA MATH, NAGPUR

FOREIGN CONTRIBUTIONS

Income & Expenditure Account for the year ended 31st March 2021

E X P E N D I T U R E

I N C O M E

Previous Year Total	Particulars	Educational, Medical, Rural & Gen. Services Rs.	Previous Year Total	Particulars	Educational, Medical, Rural & Gen. Services Rs.
24,02,954	<b>TOTAL B/F (Rs.)</b>	5,30,734	11,78,757	<b>TOTAL B/F (Rs.)</b>	7,68,807
	<b>Opening Stock :</b>			<b>Closing Stock :</b>	
	Publication/Religious Literature			Publication/Religious Literature	
	Religious/Other Articles			Religious/Other Articles	
	Students'/Medical Stores etc..			Students'/Medical Stores etc..	
	Trainees' Products			Trainees' Products	
	Dairy/Poultry/Fishery			Dairy/Poultry/Fishery	
	Agriculture			Agriculture	
	Consumable: Goods/Stock/Stores			Consumable: Goods/Stock/Stores	
	Other Items ( Schedule Enclosed )			Other Items ( Schedule Enclosed )	
-	Surplus Carried Down	2,38,073	12,24,197	Deficit Carried Down	-
24,02,954	<b>TOTAL (Rs.)</b>	7,68,807	24,02,954	<b>TOTAL (Rs.)</b>	7,68,807
12,24,197	Deficit Brought Down	-	-	Surplus Brought Down	2,38,073
	Capital Expenditure met			Receipts against earlier Years' Deficit	
	from Revenue income :			Government Grants	
	a. Land & Building etc.. :			Public/Private/CSR Bodies' Grants	
	Land			Donations	
	Building etc.				
	Construction W.I.P.				
	b. Movable Properties :			Profit on sale of :	
	Furniture/Equipment etc..			(sale proceeds less Book Value)	
	Vehicles			Investment	
	Library Books			Other Assets	
	Loss on Sale of / Written off Investment				
	Loss on Sale of / Written off Other Assets				
-	Surplus Carried to Balance Sheet	2,38,073	12,24,197	Deficit Carried to Balance Sheet	-
12,24,197	<b>TOTAL (Rs.)</b>	2,38,073	12,24,197	<b>TOTAL (Rs.)</b>	2,38,073

Note : Figures should be furnished rounded off to the nearest rupee.

Strike out items which are not relevant.

Auditors

Adhyaksha

For RISBUD & CO.  
CHARTERED ACCOUNTANTS

For Ramkrishna Math

(CA P. R. RISBUD)  
Memb. No. 033751  
FRN : 108840W

Adhyaksha





**RAMAKRISHNA MATH, NAGPUR**  
**FOREIGN CONTRIBUTIONS**  
*Schedule of Funds as at 31.03.2021*

PARTICULARS	Land and Building Fund Rs.	Movable Properties Fund Rs.	Endowment & Permanent Fund Rs.	Development Fund Rs.	Educational and cultural Rs.	General Funds			Other Funds Rs.	Relief Fund Rs.
						Medical Rs.	Rural Development Rs.	General Fund Rs.		
Credit Balance as at 01.04.2020	54,92,978	6,55,239	43,00,000	-	28,019	97,420	-	32,915	-	-
<b>ADD</b>										
Capital Grants					N.A.	N.A.	N.A.	N.A.	N.A.	N.A.
Capital Donations (i.e. Corpus Donations) - Cash					N.A.	N.A.	N.A.	N.A.	N.A.	N.A.
" - Kind			N.A.	N.A.	N.A.	N.A.	N.A.	N.A.	N.A.	N.A.
Transfer From I/E A/c (II) for acquiring Capital Assets			N.A.	N.A.	N.A.	N.A.	N.A.	N.A.	N.A.	N.A.
Income from Investments			N.A.	N.A.	N.A.	N.A.	N.A.	N.A.	N.A.	N.A.
FC Transfer from HQ / Branches										
Transfer from different funds					84,000	1,56,288				
Net Surplus as per I/E A/c (II)	N.A.	N.A.	N.A.	N.A.	-	-	-	2,38,073		
<b>A TOTAL Rs.</b>	<b>54,92,978</b>	<b>6,55,239</b>	<b>43,00,000</b>	<b>-</b>	<b>1,12,019</b>	<b>2,53,708</b>	<b>-</b>	<b>2,70,988</b>	<b>-</b>	<b>-</b>
<b>Less</b>										
Depreciation on Assets (Contra)	2,74,649	1,28,217	N.A.	N.A.	N.A.	N.A.	N.A.	N.A.	N.A.	N.A.
FC Transfer to HQ / Branches								2,40,288		
Transfer to different funds								N.A.	N.A.	N.A.
Donations to other trust / organisation										
Net Deficit as per I/E A/c (II)	N.A.	N.A.	N.A.	N.A.						
<b>B Total Deduction Rs.</b>	<b>2,74,649</b>	<b>1,28,217</b>	<b>-</b>	<b>-</b>	<b>-</b>	<b>-</b>	<b>-</b>	<b>2,40,288</b>	<b>-</b>	<b>-</b>
Balance as at 31.03.2021 as per Balance Sheet (A-B)	52,18,329	5,27,022	43,00,000	-	1,12,019	2,53,708	-	30,700	-	-

**For RISBUD & CO.**  
CHARTERED ACCOUNTANTS.

Note : 1) N. A. Indicates that the particular item is not applicable to the Fund concerned & hence no entry is to be made there.  
2) Figures should be furnished rounded off to the nearest rupee.

(CA P. R. RISBUD)  
Auditors mb. No. 033751  
ERN - 108840W

For Ramkrishna Math  
Adhyaksha  
Adhyaksha



**RAMAKRISHNA MATH, NAGPUR**  
**FOREIGN CONTRIBUTIONS**  
**Schedule of Assets As At 31.03.2021**

Original Cost	Depreciation upto the end of previous year	Description of Assets	Written down values as at 01.04.2020 Rs.	Addition During the Year		Discarded, Transferred, Sold during the year (Rs.)	Amount on which depreciation is charged (Rs.)	Rate of Depreciation	Depreciation for the year Rs.	Written down values as at 31.03.2021 Rs.	Original Cost as at 31.03.2021 Rs.	Accumulated Depreciation as at 31.03.2021 Rs.
				From Capital Receipts* Rs.	Out of Revenue Income (Rs.)							
		<b>Land &amp; Buildings</b>										
		1. Land	-									
95,80,001	40,87,023	2. Buildings	54,92,978				54,92,978	5%	2,74,649	52,18,329	95,80,001	43,61,672
		3. Boundary Wall	-					5%				
		4. Statue	-					5%				
		5. Tube-wells & Water Connection	-					5%				
		6. Lift	-					15%				
		7. Roads & Pavements	-					5%				
		8.	-									
		9.	-									
95,80,001	40,87,023	<b>TOTAL Rs.</b>	54,92,978				54,92,978		2,74,649	52,18,329	95,80,001	43,61,672
		<b>II. Construction Work-in-Progress Rs.</b>										
		<b>III. Movable Properties</b>										
		<b>a. Furniture, Equipment, Plant etc.</b>										
2,71,088	1,49,718	1. Furniture	1,21,370				1,21,370	10%	12,137	1,09,233	2,71,088	1,61,855
89,953	41,982	2. Equipment (Other than Electrical)	47,971				47,971	10%	4,797	43,174	89,953	46,779
		3. Office Machinery (incl. Calculators)	-					15%				
38,959	36,722	4. Computers	2,237				2,237	40%	895	1,342	38,959	37,617
4,18,400	1,99,993	5. Electrical Installation / Equipments	2,18,407				2,18,407	15%	32,761	1,85,646	4,18,400	2,32,754
		6. X-Ray Plant, Accessories etc.	-					40%				
		7. Medical Equipment, Instrument etc.	-					40%				
		8. Utensils and Utility Items	-					15%				
		9.	-									
8,18,400	4,28,415	<b>SUB TOTAL Rs.</b>	3,89,985				3,89,985		50,590	3,39,395	8,18,400	4,79,005
		<b>b. Vehicles</b>										
		1. Motor Car, Jeeps, Motorcycles	-					15%				
10,50,652	7,98,391	2. Buses, Lorries, Tractors	2,52,261				2,52,261	30%	75,678	1,76,583	10,50,652	8,74,069
		3. By-cycle/Cycle-rickshaws	-					15%				
10,50,652	7,98,391	<b>SUB TOTAL Rs.</b>	2,52,261				2,52,261		75,678	1,76,583	10,50,652	8,74,069
77,642	64,649	<b>c. Library Books Rs.</b>	12,993				12,993	15%	1,949	11,044	77,642	66,598
19,46,694	12,91,455	<b>TOTAL (a+b+c) Rs.</b>	6,55,239				6,55,239		1,28,217	5,27,022	19,46,694	14,19,672

Note : 1. \*This figure should include capitalisation of Construction Work-in-Progress and Asset Gifts in Kind.  
2. \*\* Indicate in this column the Amount transferred to Land & Building on Capitalisation.  
3. Figures should be furnished rounded off to the nearest rupee.

**For RISBUD & CO.**

CHARTERED ACCOUNTANTS

*(Signature)*

(CA P. R. RISBUD) Auditors  
Memb. No. 033751

FRN : 108840W

*(Signature)*  
Adhyaksha

Adhyaksha



**RAMAKRISHNA MATH, NAGPUR**  
**FOREIGN CONTRIBUTIONS**

*Schedule of Investment As At 31.03.2021*

P A R T I C U L A R S	B R E A K - U P					Other Investments Rs.
	Investments with Centre Rs.	Land & Bldg. Fund Invest. Rs.	Mov. Prop. Fund Invest. Rs.	Endowment & Permanent Fund Rs.	Development Fund Invest. Rs.	
A. GOVERNMENT SECURITIES (Furnish Names of Securities)						
(Attach Separate Annexure, if necessary)						
<b>Sub Total</b>						
B. BONDS						
GOVT 8% BONDS	30,00,000			30,00,000		
(Attach Separate Annexure, if necessary)						
<b>Sub Total</b>	30,00,000			30,00,000		
C. FIXED/TERM DEPOSITS ( P. O. / Bank )						
(Attach Separate Annexure, if necessary)						
<b>Sub Total</b>						
D. OTHER DEPOSITS						
HDFC	13,00,000			13,00,000		
(Attach Separate Annexure, if necessary)						
<b>Sub Total</b>	13,00,000			13,00,000		
E. BALANCE IN SAVINGS A/C						
(Attach Separate Annexure, if necessary)						
<b>Sub Total</b>						
<b>T O T A L **</b>	<b>43,00,000</b>			<b>43,00,000</b>		

\*\* Should tally with figures as per Balance Sheet.

Note : 1. Under the column to the right of " Particulars " the details of the closing figures at the end of the financial year of CHARTERED ACCOUNTANTS.

2. Figure should be furnished rounded off to the nearest rupee.

**For Ramakrishna Math**

*Ramakrishna Math*  
**Adhyaksha**

(CA P. R. RISBUD)  
Memb. No. 033751  
FRN : 108840W

Auditor

Adhyaksha